



Verona



SANREMO
COFFEE MACHINES
made in Italy



SED VERSION
It guarantees an electronic dosing system through the button panel



SAP VERSION
It allows the semi-automatic programming of doses

124 °C
SANREMO 10:00

TIME AND TEMPERATURE DISPLAY
Available only for mod. SED



POWER DRY STEAM
Slippy milk at high capacity



GROUP SR 61
Sanremo exclusive design that allows an accurate maintenance of the set temperature

Characteristics



MANUAL BOILER LOAD
It allows to bypass the electronic-level control.



ELECTRONIC AUTO-LEVEL
Through a electronic level probe the boiler is automatically filled and the maintenance is maintained to the right filling level.



STATIC RELAY BOILER TEMPERATURE
It allows to regulate with the temperature as accurately as possible.



GLASS LEVEL
It allows to monitor the water level in the boiler.



ACTIVATED ELECTRONIC PRE-INFUSION
Management of the delayed activation, E.V. water, in the first phases of distribution.



MULTIFUNCTION DISPLAY
It allows to monitor the right functioning of the machine and to program the main functions.



DOUBLE READING GAUGE
It allows to control at the same time the boiler pressure and the distribution pressure.



Verona
Link to the website



GROUP SR 61
Exclusive Sanremo design that allows a precise maintenance of the set temperature.



EASY SERVICE
Easy access to the internal parts for a quick and easy technical assistance.



AUTOMATIC CLEANING CYCLE
Process to clean the coffee groups.

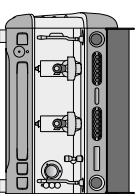
SANREMO

COFFEE MACHINES

Colors

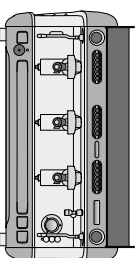
	Red	RAL 3002		Silver	RAL 9006
	Matte black	RAL 9005		Pearl white	RAL 1013
	Black	RAL 9005		White	RAL 9003

Models



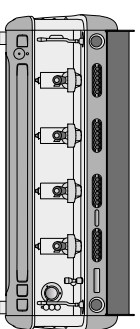
32.28 inches / 820 mm

- 2 group SED-SAP**
- 2 steam taps
 - 1 water tap
 - 1 one-cup portafilters
 - 2 two-cup portafilters



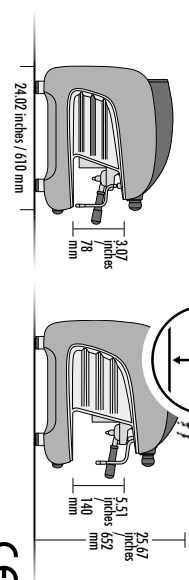
41.34 inches / 1050 mm

- 3 group SED-SAP**
- 2 steam taps
 - 1 water tap
 - 1 one-cup portafilters
 - 3 two-cup portafilters



51.97 inches / 1320 mm

- 4 group SED-SAP**
- 2 steam taps
 - 1 water tap
 - 1 one-cup portafilters
 - 4 two-cup portafilters



TALL VERSION

Optional



AUTOSTEAM
Steam pipe characterized by an electronic system that allows to mount and or heat milk at the set temperature.



COMPETITION FILTERS
Shape and volume designed to better capture coffee aromas and fragrances. Sanremo exclusive design.



EXTERNAL VOLUMETRIC PUMP



MIXED INFUSION HOT WATER FOR TEA AND HERBAL TEAS
Immediate making of coffee/tea water for a better chemical and organoleptic quality.

Technical data

	2 group SED-SAP	3 group SED-SAP	4 group SED-SAP
voltage	220-240 IN / 280-415 3N		
power input	3.15 - 3.35 kW	5.8 - 6.05 kW	5.8 - 6.05 kW
steam boiler capacity	3.17 / 12 US gal / h	5.02 / 19	5.97 / 22.6
steam boiler power	2.95 kW	5.6 kW	5.6 kW
pump power	0.15 kW	0.15 kW	0.15 kW
net weight	150 / 68 lb / Kg	187 / 85	240 / 109



HEATER
Dual-resistor to optimal temperature.



NAKED PORTAFILTERS



BLUETOOTH COMMUNICATION SYSTEM

For more information about our
coffee machines please contact us
at export@sanremomachines.com



SANREMO
COFFEE MACHINES

SANREMO coffee machines s.r.l.

Via Giacomo Bortolan 52

31050 Vascon di Carbonea [TV] – ITALY

T +39 0422 448900

F +39 0422 448935

www.sanremomachines.com