



Zoe



SAPREMO
COFFEE MACHINES
made in Italy



COLORS AND VERSATILE

Totally matching every type of decorative solution thanks to the possible customizations



COMPLETE RANGE

Available versions: **COMPETITION**, **SED** and **SAP** 1, 2, 3 groups, "tail" and "compact"



Version with shot timer and brush lights



It guarantees an electronic closing system through the button panel



It allows the semi-automatic programming of doses



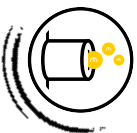
SHOT TIMER

To accurately and reliably time coffee extraction (only **COMPETITION**)



EASY SERVICE

Easy access to the internal parts for a quick and simple technical assistance



LOW SERVICE COST

Designed to decrease the maintenance and inspection costs

Characteristics



ELECTRONIC AUTO-LEVEL
Through an electronic level probe, the boiler is automatically filled and maintained at the right level.



ACTIVATED ELECTRONIC PRE-INFUSION
Management of the electrical activation of steam in the first phase of brewing.



DOUBLE READING GAUGE
It allows to control at the same time the boiler pressure and the brewing pressure.



EASY SERVICE
Easy access to the internal parts for a quick and easy technical assistance.



AUTOMATIC CLEANING CYCLE
Process to clean the coffee groups.



LED LIGHT OF THE WORKING AREA
It allows to effectively work in any lighting condition. (only **COMPETITION**)



AUTO STEAM
Steam pipe characterized by an automatic system that allows to set temperature.



CUP HEATER
Dedicated resistor to keep all the cups at the optimal temperature.

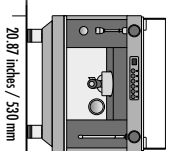


EXTERNAL VOLUMETRIC PUMP
BLUETOOTH COMMUNICATION PORTAFILTERS
NAKED PORTAFILTERS

SANREMO

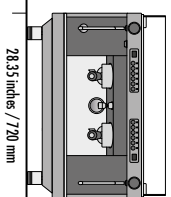
COFFEE MACHINES

Models



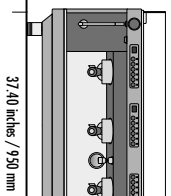
20,87 inches / 530 mm

- 1 group **COMPETITION-SED-SAP**
- 1 steam top
- 1 water tap
- 1 one-cup portafilters
- 1 two-cup portafilters



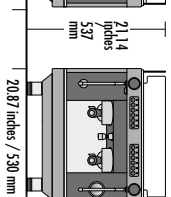
28,35 inches / 720 mm

- 2 group **COMPETITION-SED-5AP**
- 2 steam tops
- 1 water tap
- 1 one-cup portafilters
- 2 two-cup portafilters



37,40 inches / 950 mm

- 3 group **COMPETITION-SED-SAP**
- 2 steam tops
- 1 water tap
- 1 one-cup portafilters
- 3 two-cup portafilters

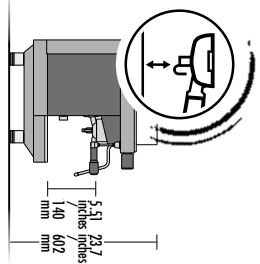
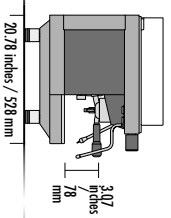


20,87 inches / 530 mm

- 2 group **COMPACT**
- 2 steam tops
- 1 water tap
- 1 one-cup portafilters
- 2 two-cup portafilters

21,14 inches / 537 mm

21,38 inches / 543 mm



TAIL VERSION

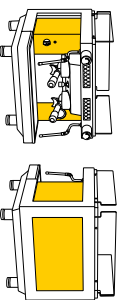
1-2-3 groups **COMPETITION-SED-SAP**

Technical data	1 group	2 group	3 group	compact
voltage	V	220-240 TN / 280-415 3N		
power input	kW	2,3	3,3	2,7
steam boiler capacity	US gal / h	1,19 / 4,5	2,64 / 10	1,85 / 7
steam boiler power	kW	2,15	2,95	2,5
pump power	kW	0,13	0,13	0,13
net weight	lb / kg	90 / 41	121 / 55	99 / 45

Colors

	Black	RAL 9005
	White/Black	RAL 9003/9005
	White/White-Black	RAL 9003/9005
	White/Red	RAL 9003/3002

PERSONALISED GRAPHICS



Zoe
Link to the website

Customization of internal panels with graphics and colors (on request).

*For more information about our
coffee machines please contact us
at export@sanremomachines.com*



SANREMO
COFFEE MACHINES

SANREMO coffee machines s.r.l.

Via Giacomo Bertolini 52

31050 Viscon di Carbonara [TV] – ITALY

T +39 0422 448900

F +39 0422 448935

www.sanremomachines.com