



# Torino



**Saipremo**  
COFFEE MACHINES  
*made in Italy*

# SARREMO

COFFEE MACHINES



## LED LIGHTING OF THE WORKING AREA

It allows to effectively work in any light condition

## SED VERSION

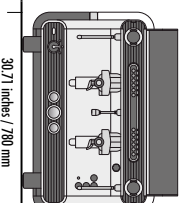
It guarantees an electronic dosing system through the button panel

## SAP VERSION

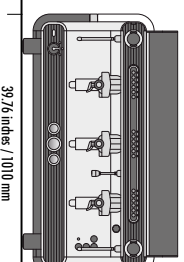
It allows the semi-automatic programming of doses



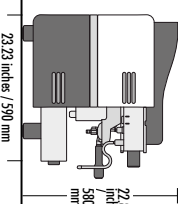
## Models



- 2 group SED-SAP**
- 2 steam taps
  - 1 water tap
  - 1 one-cup portafilters
  - 2 two-cup portafilters



- 3 group SED-SAP**
- 2 steam taps
  - 1 water tap
  - 1 one-cup portafilters
  - 3 two-cup portafilters



**Torino**  
Link to the website

## Characteristics

- MANUAL BOILER LOAD**  
It allows to bypass the electronic level control.
- ELECTRONIC AUTO-LEVEL**  
Through a electronic level probe the boiler is automatically filled and maintained to the right filling level.
- GLASS LEVEL**  
It allows to monitor the water level in the boiler.
- ACTIVATED ELECTRONIC PRE-INTENSION**  
Management of the delayed activation. E.g. water in the first phases of distribution.
- LED LIGHT OF THE WORKING AREA**  
It allows to effectively working in any lighting condition.
- BOILER PRESSURE GAUGE**  
It allows to control the boiler pressure.
- READY MACHINE GAUGE**  
It indicates when the machine has reached the optimal temperature.
- PUMP PRESSURE GAUGE**  
It allows to control the distribution pressure.
- GROUP SR 61**  
Exclusive Sarremo design that allows to effectively maintenance of the set temperature.
- EASY SERVICE**  
Easy access to the internal parts for a quick and easy technical assistance.
- AUTOMATIC CLEANING CYCLE**  
Process to clean the coffee groups.

## Optional

- EXTERNAL VOLUMETRIC PUMP**
- HEATER**  
Heated and easier to keep up the cups at the optimal temperature.
- BLUETOOTH COMMUNICATION SYSTEM**
- MAKED PORTAFILTERS**
- COMPETITION FILTERS**  
Shape and volume designed to better capture coffee aromas and fragrances. Sarremo exclusive design.

## Technical data

	2 group SED-SAP	3 group SED-SAP
voltage	V 220-240 IN / 280-415 3N	
power input	kW 3.3	5.0 / 19
steam boiler capacity	US gal / ltr 3.17 / 12	
steam boiler power	kW 2.95	5.6
pump power	kW 0.15	0.15
net weight	lb / kg 139 / 63	174 / 79

## Colors

	Black	RAL 9005
	White	RAL 9003
	White   Matte black	RAL 9003   9005
	White   Red	RAL 9003   3102



For more information about our  
coffee machines please contact us  
at [export@sanremomachines.com](mailto:export@sanremomachines.com)



**SANREMO**  
COFFEE MACHINES

SANREMO coffee machines s.r.l.

Via Giacomo Bortolan 52

31050 Vascon di Carbonea (TV) – ITALY

T +39 0422 448900

F +39 0422 448935

[www.sanremomachines.com](http://www.sanremomachines.com)